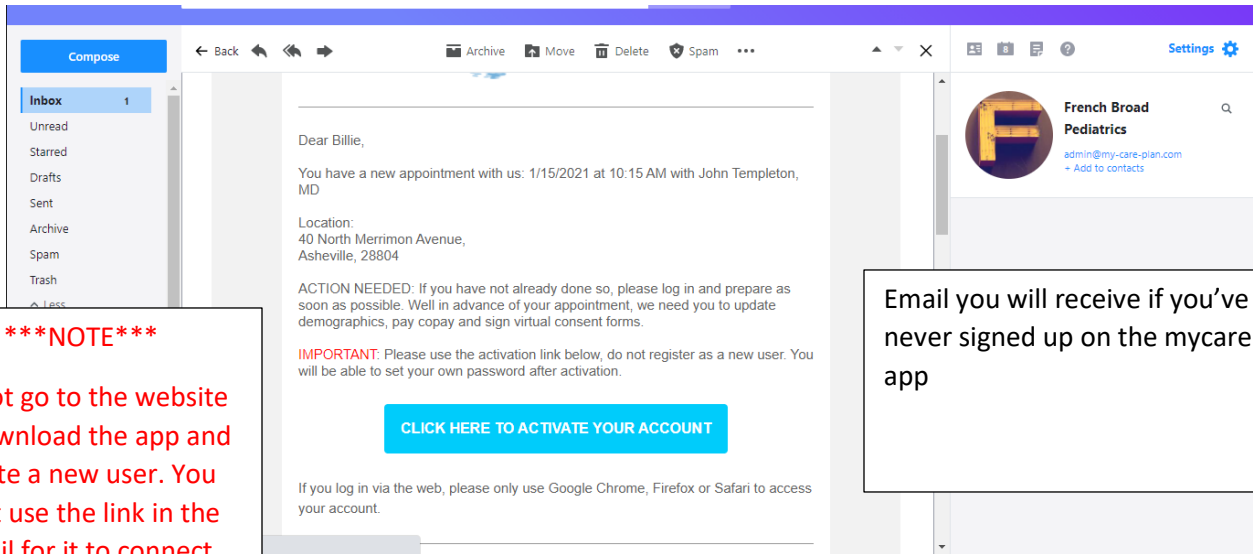


Filling out forms for upcoming appointments on Mycareplan portal.

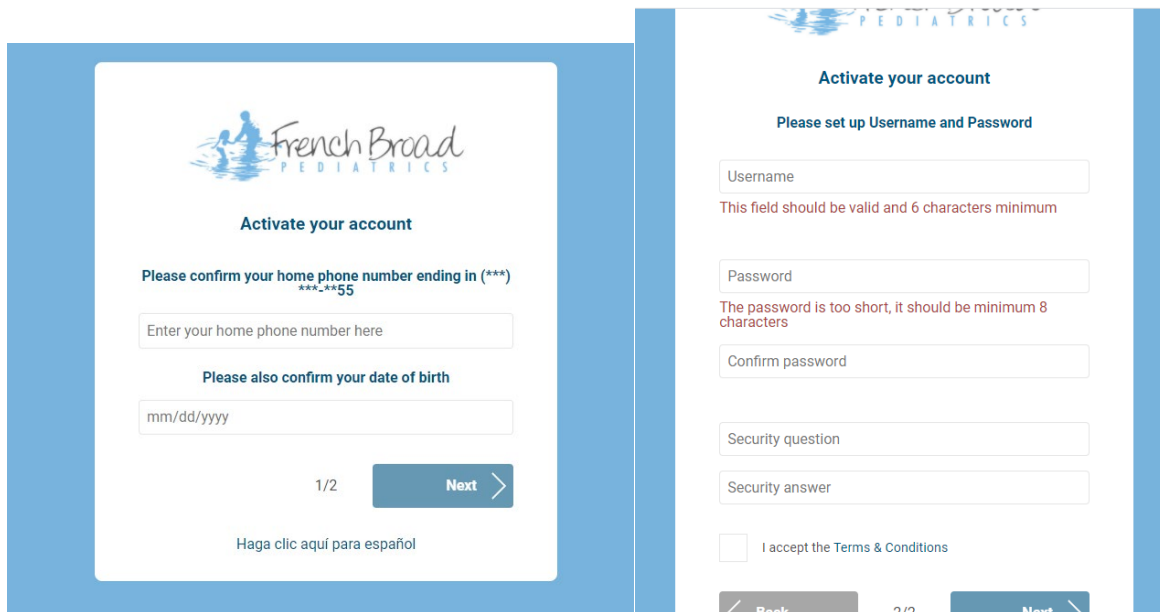


*****NOTE*****

Do not go to the website or download the app and create a new user. You must use the link in the email for it to connect with your chart.

Email you will receive if you've never signed up on the mycareplan app

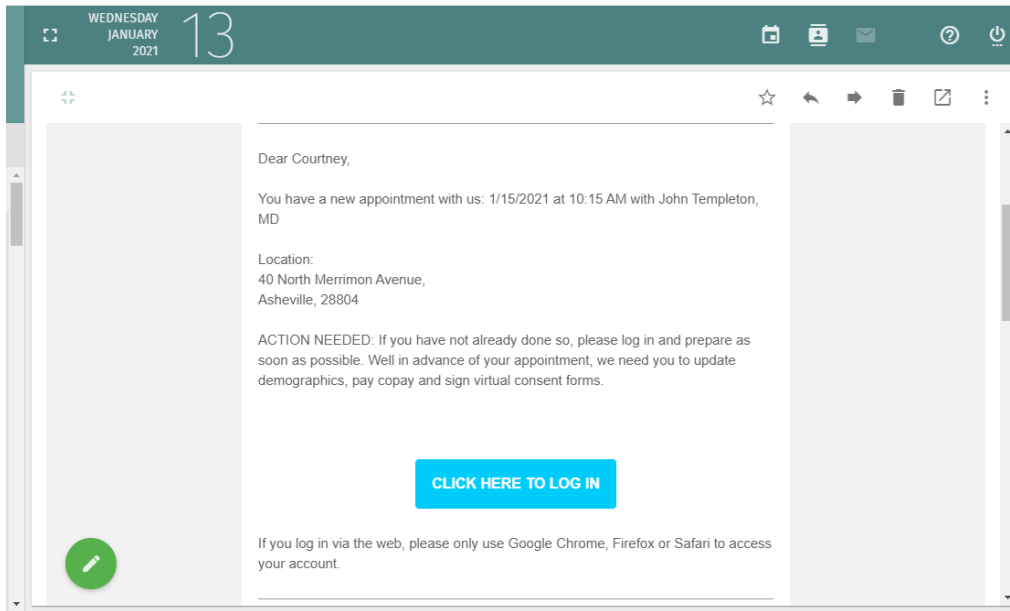
The following slides show how to set up an account for the first time. This can be done from a laptop, desktop, tablet, or phone.



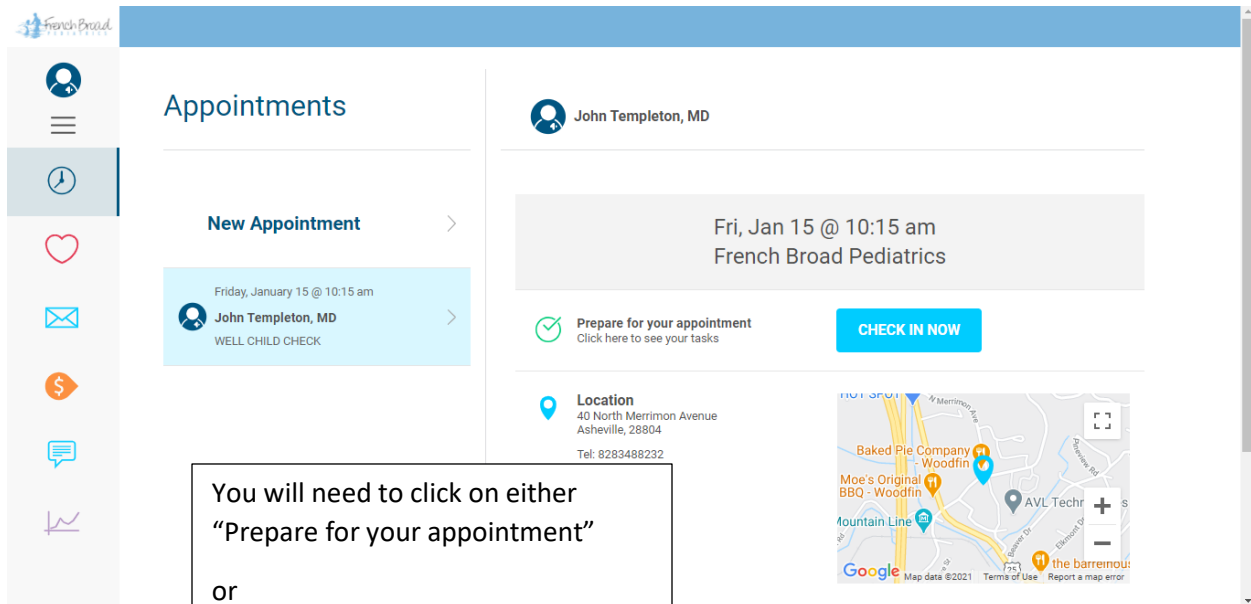
Fill in the home phone number given to the practice and the patient's date of birth.

Choose your own Username, Password, and Security question with answer.

Email you will receive if you have a mycareplan account



First page you will see after logging into the mycareplan app



You will need to click on either
"Prepare for your appointment"
or
"Check in Now"
Either will take you to where you
need to be

You are now on the page that contains all the forms needed for your upcoming appointment.

Please go through the list on the left and complete everything. The list does not have to be followed in order, but they do appear in order of importance.

Appointments will be rescheduled if forms are not complete prior to the appointment.


The screenshot shows a patient portal interface. On the left is a navigation sidebar with icons for profile, clock, heart, mail, dollar sign, speech bubble, and line graph. The main content area is titled 'Check-in' and shows a list of tasks with due dates: 7:00 am Development Screening Questionnaire - Link, 12:00 pm Fill out Well Child Pre-visit Form, 12:00 pm Read Document, 12:00 pm Sign Privacy Notice, 12:00 pm Sign Assignment of Benefits, and 12:00 pm Sign Release of Billing Information. A large blue modal window is overlaid on the right, displaying the title 'Development Screening Questionnaire - Link' and the instruction 'Please complete the attached Development Screening Questionnaire by clicking on the link.' with a 'Follow the link' button.

If this is an appointment for a well child visit and a developmental screening needs to be filled out, the link will take you to the starting page of the ASQ:

The screenshot shows the ASQ (Ages & Stages Questionnaires) starting page. At the top, there is a blue header with the ASQ logo and the text 'Ages & Stages Questionnaires®'. Below the header is the French Broad Pediatrics logo. The main content area includes the following text:
French Broad Pediatrics
40 N Merrimon Ave Ste 117
Asheville, North Carolina 28804
Welcome to our ASQ Online screening program!
Because your child's first 5 years of life are so important, we want to help you provide the best start for your child. You've been invited to participate in the *Ages & Stages Questionnaires, Third Edition (ASQ-3)*, to help you keep track of your child's development. The questionnaire may be provided every 2-, 4- or 6-month period. You will be asked to answer questions about some things your child can and cannot do. The questionnaire includes questions about your child's communication, gross motor, fine motor, problem solving, and personal social skills.
Please enter your child's birth date and the number of weeks he or she was born premature below to start the screening. Please note that the information you enter into this website is secure and cannot be seen or accessed by anyone other than the program employees who have invited you to participate in this screening.
We look forward to your participation in ASQ-3!
Child Date of Birth
Format: yyyy-mm-dd

Weeks Premature

Simply fill in the information asked for and go through the entire questionnaire.

 **Ages & Stages Questionnaires®**

We look forward to your participation in ASQ-3!

Child Date of Birth
Format: yyyy-mm-dd

Weeks Premature
(put "0" if not premature)

Screening Date

I am screening my child today (2021-01-13)

I screened my child and am entering in the responses to a previous screening

I have read the provided information about the Ages & Stages questionnaires, and I wish to have my child participate in the online screening program. I will fill out the questionnaire about my child's development and promptly submit the completed questionnaire through this Family Access online questionnaire completion system.

Note: By clicking "Submit", you are agreeing to both our [Family Access End User License Agreement](#) and any other consent or authorization information outlined on this page.

Return to the Mycareplan app to finish the rest of the forms.